






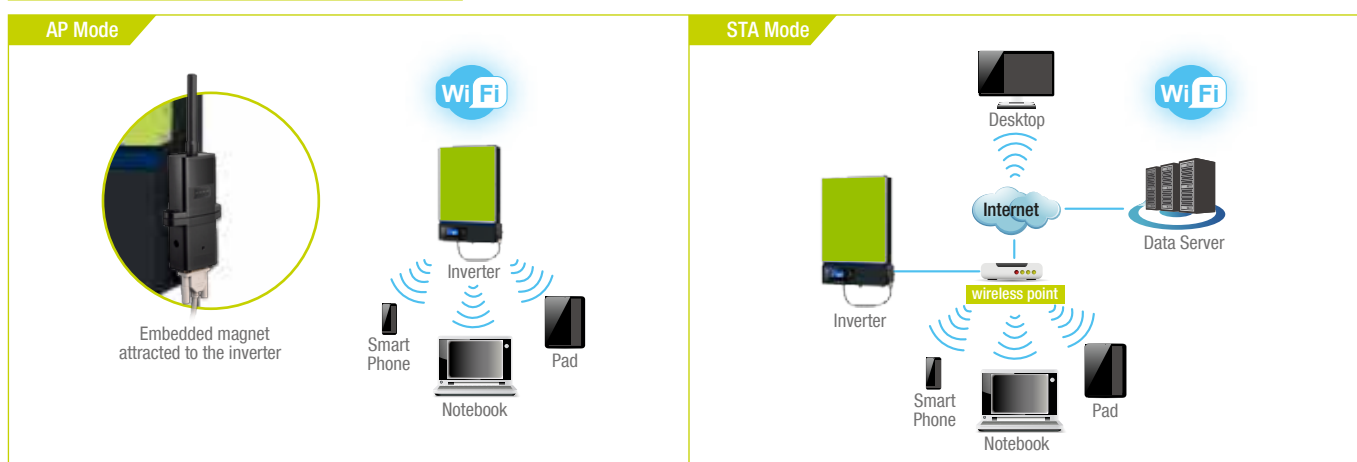


WiFi Module	Main Features
 	<ul style="list-style-type: none"> • Real-time dynamic graphs of inverter data. • Cloud storage for history data and event log. • Remote monitoring and control of multiple inverters via mobile APP (iOS and Android). • Parameter settings available (output setting, output priority setting, AC input range, battery setting and etc.)     



MODEL	WiFi Module
Wifi Communication Protocol	802.11 b / g / n
Hardware Encryption	WEP, WPA / WPA2
Wifi Operation Frequency	2.4 G
Wifi Wireless Gain	2.5 dBi
Wifi Communication Distance	100 meters (open environment)
Maximum Transmit Rate of Wifi	72 Mbps
Maximum Transmit Power of Wifi	18.5 dbm (70 mW)
Software WatchDog	Yes
Local Communication Interface	RS232
Network Layer Communication Protocol	Modbus TCP
Working Mode	AP / STA
Parameter Setting Way	Mobile APP
External Power Input	5 V - 12 V
Power Consumption	2 watt (max.)
Operating Temperature	-20°C ~ 75°C
Operating Humidity	0 ~ 95%
Storage Temperature	-30°C to 80°C
Dimension, D x W x H (mm)	28 x 46 x 172
Net Weight (g)	120

Product specifications are subject to change without further notice.

