


**UP-PLHL150-12FT**



Specification		
Nominal Voltage	12V	
Nominal Capacity (10HR)	110.0AH	
Dimension	Length	562±3mm (22.13 inches)
	Width	125±2mm (4.92 inches)
	Container Height	260±2mm (10.24 inches)
	Total Height (with Terminal)	260±2mm (10.24 inches)
Approx Weight	Approx 46.5Kg (102.3 lbs)	
Terminal	T11	
Container Material	ABS	
Rated Capacity	118.0AH/5.90A	(20hr, 1.80V/cell, 25°C/77°F)
	110.0AH/11.00A	(10hr, 1.80V/cell, 25°C/77°F)
Max. Discharge Current	1400A (5s)	
Internal Resistance	Approx 3.6mΩ	
Operating Temperature Range	Discharge: -40~65°C (-40~149°F)	
	Change : 0~40°C (32~104°F)	
	Storage : -20~40°C (-4~104°F)	
Nominal Operating Temperature Range	25±3°C (77±5°F)	
Capacity affected by Temperature	40°C (104°F)	103%
	25°C (77°F)	100%
	0°C (32°F)	86%
Self Discharge	Batteries can be stored up to 24 months at 25°C (77°F) and then a freshening charge is required.	



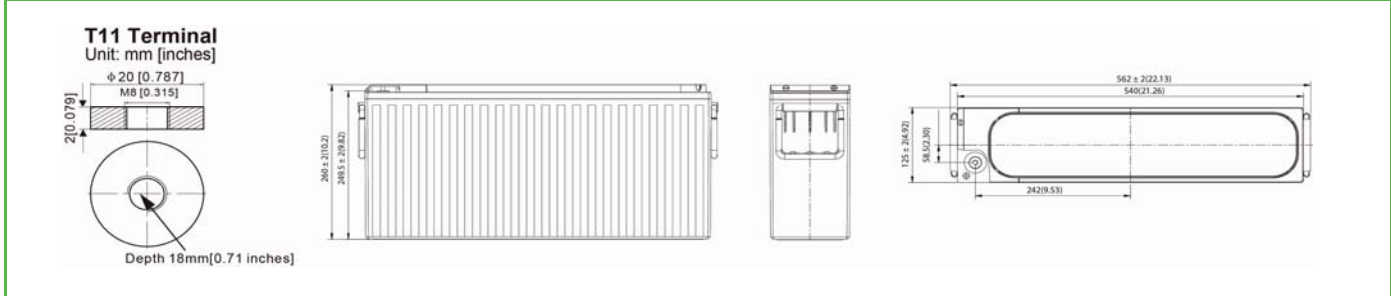
**Constant Current Discharge (Amperes/cell) at 25°C (77°F)**

F.V/Time	10min	15min	20min	30min	45min	1h	2h	3h	4h	5h	8h	10h	20h
1.85V/cell	167.4	153.1	135.4	110.1	85.7	71.2	42.4	30.3	23.8	19.7	13.28	10.88	5.83
1.80V/cell	189.0	165.9	144.7	114.2	88.3	73.0	43.0	30.8	24.2	20.1	13.43	11.00	5.90
1.75V/cell	204.9	175.6	151.9	119.2	91.8	74.7	43.5	31.2	24.5	20.3	13.51	11.05	5.93
1.70V/cell	221.8	187.0	158.7	123.0	93.7	76.0	44.0	31.5	24.7	20.4	13.59	11.10	5.96
1.67V/cell	233.9	195.4	163.7	126.9	95.6	77.4	44.5	31.7	24.8	20.5	13.65	11.15	5.98
1.60V/cell	244.9	202.6	168.7	130.8	97.4	78.7	45.1	32.0	25.1	20.7	13.71	11.19	6.00

**Constant Power Discharge (Watts/cell) at 25°C (77°F)**

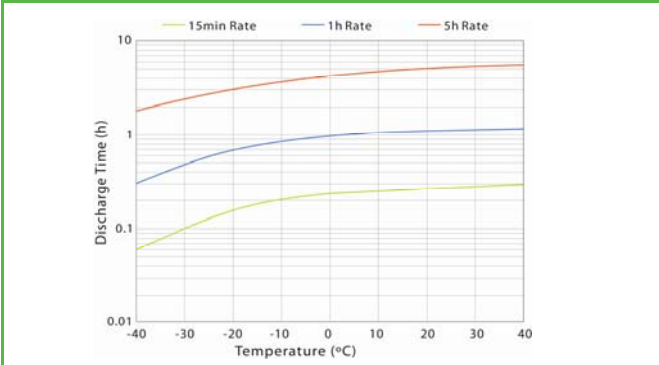
F.V/Time	10min	15min	20min	30min	45min	1h	2h	3h	4h	5h	8h	10h	20h
1.85V/cell	318.3	292.9	260.6	214.3	169.2	141.1	84.7	60.8	47.9	39.8	26.92	22.11	11.91
1.80V/cell	353.9	313.2	275.7	220.9	173.5	144.0	85.5	61.5	48.5	40.4	27.13	22.29	11.99
1.75V/cell	379.7	328.3	287.0	228.7	179.1	146.4	86.1	62.0	48.9	40.6	27.20	22.33	12.01
1.70V/cell	406.0	346.5	296.9	234.0	181.7	148.2	86.6	62.3	49.1	40.8	27.30	22.37	12.03
1.67V/cell	421.5	357.3	303.8	240.4	184.7	150.3	87.4	62.6	49.3	40.9	27.37	22.40	12.05
1.60V/cell	432.0	363.8	307.8	244.6	186.0	151.3	87.8	62.7	49.4	40.9	27.48	22.33	12.07

**Dimensions**

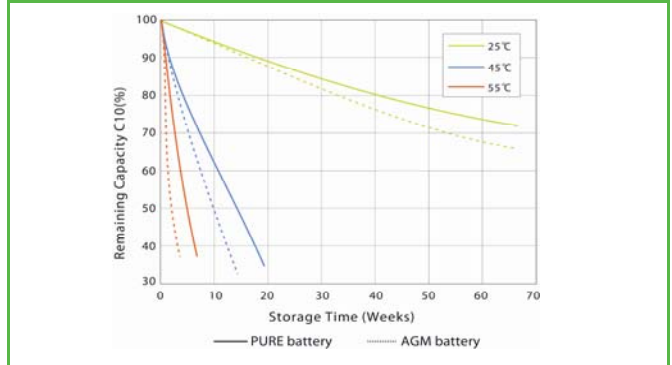


**UP-PLHL150-12FT**

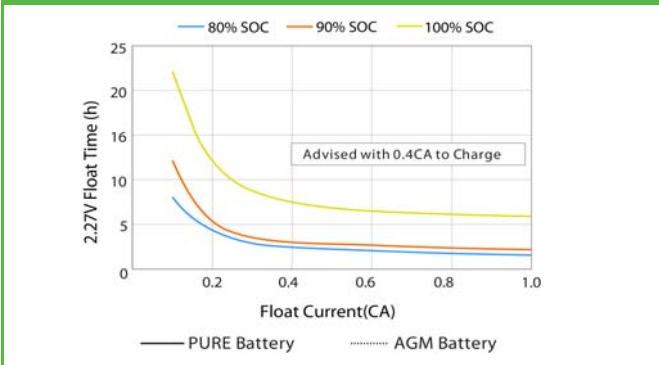
**Effect of Temperature on Discharge Time**



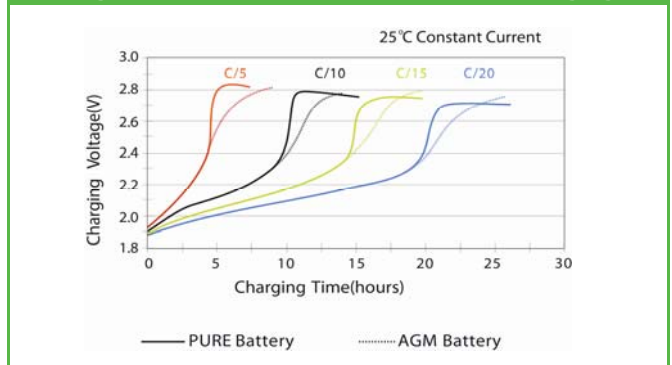
**Self Discharge Characteristics**



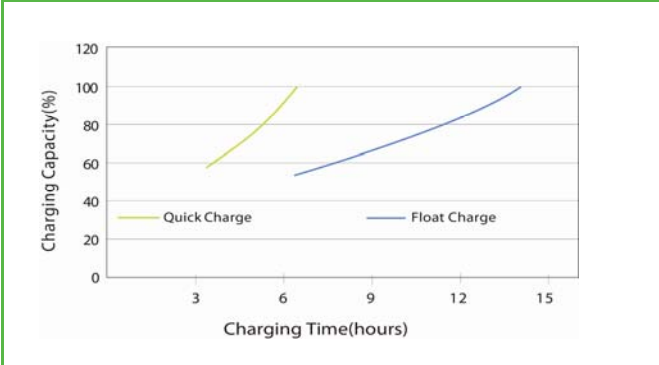
**Float Current vs Float Time**



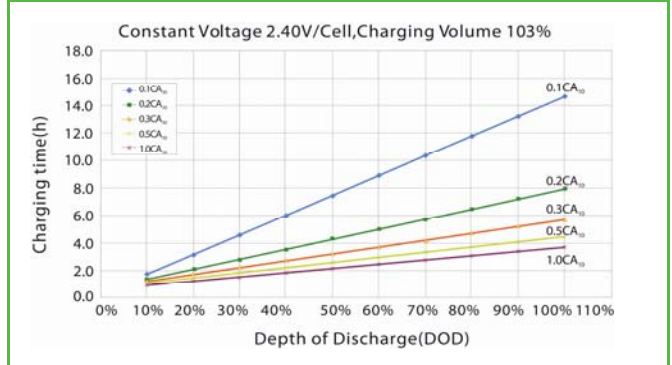
**Voltage Profiles @25°C Constant Current Charging**



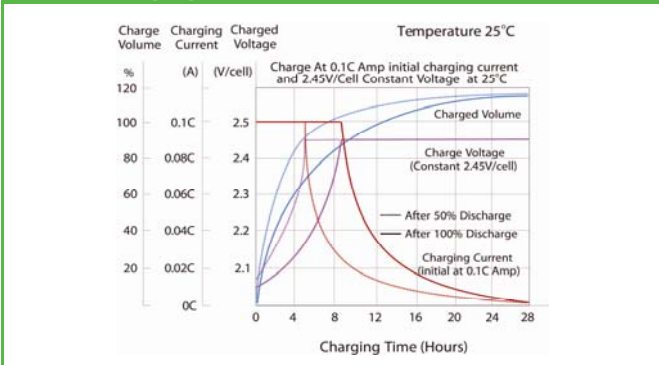
**Quick Charge / Float Charge**



**Charge Time vs The Depth of Discharge**



**Float Charging Characteristics**



**Cycle Life vs Depth of Discharge**

