

# UP-OPzS Series

## 14 OPzS 1750

O P z S C E L L



### Main Features

- **Design Life**  
20 years at 20°C.
- **Water Refilling**  
More than 2 years at 20°C.
- **IIEC 896-1**  
2300 cycles.
- **Self Discharge**  
Approx. 2% per month at 20°C.
- **Operating Temperature Range**  
-20°C to 55°C, recommended 10°C to 30°C.
- **Full Conformity with**  
DIN 40737-1, IIEC 896-11 and EN 50272-2.

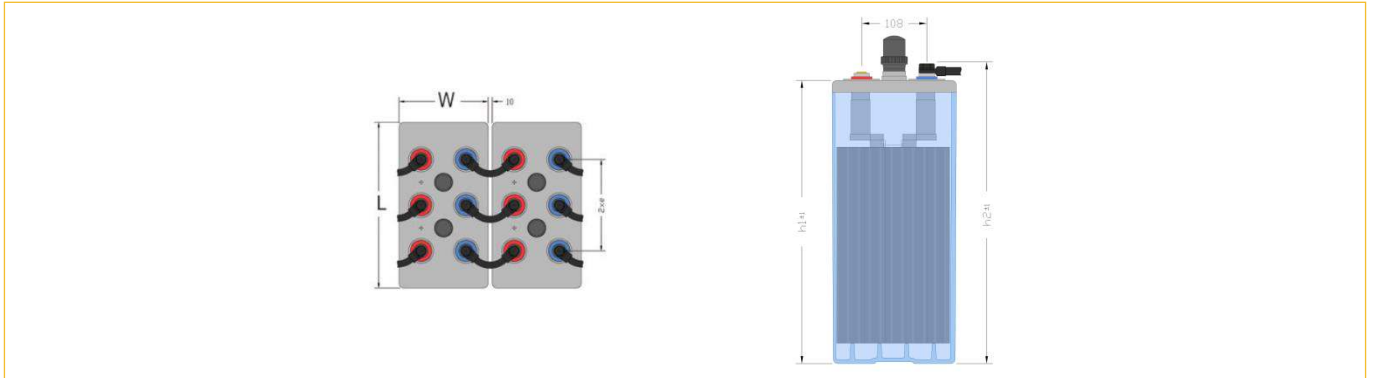
### Technical Specifications

Capacity (Ah), C100 (1,85 V/cell, 20°C)	3234
Capacity (Ah), C10 (1,80 V/cell, 20°C)	2156
Number of Plates (+) per Cell	14
Floating Voltage Set Point (V/cell)	2.23
Maximum Initial Charge Current (A)	0.3 C10
Recommended Boost Charge Voltage (V/cell)	2.40
Recommended End of Discharge Voltage (10-hr rate) (V/cell)	1.80
Short Circuit Current (A)	10650
Internal Resistance (mOhm)	0.190
Number of Cycles at 60% Depth of Discharge (20°C)	2300
Self-Discharge Rate per Month at 20°C	Approx. 2.5%
Dimensions in mm (L x W x H1 / H2) H1 = Height to the lid H2 = Height including connectors & bolts	399 x 214 x 772 x 800
Weight (kg)	Wet: 145.9 / Dry: 100.4
Type and Number of Poles	M10 / 6
Operating Temperature / Recommended Temperature	-20°C-55°C / 10°C-30°C

\* All dimensions and weights shown are subject to manufacturing tolerances.



Dimensions



Constant Current Discharge in A (at 20°C)

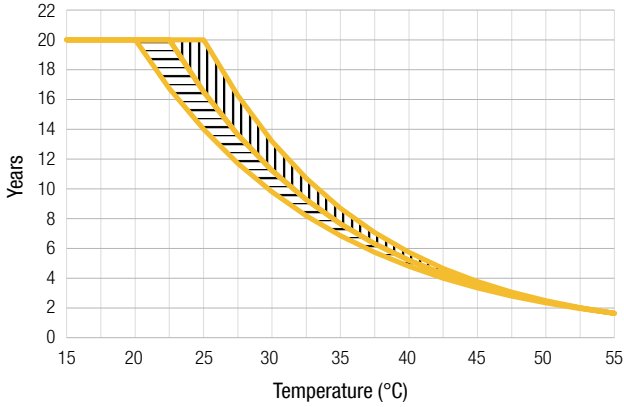
End Voltage (V/cell)	Discharge Time														
	10min	15min	30min	45min	1h	2h	3h	4h	5h	6h	7h	8h	10h	12h	20h
1.60 V	1830.0	1753.6	1546.1	1364.7	1210.2	808.9	606.6	489.1	412.3	357.7	316.7	284.7	237.7	204.7	133.4
1.65 V	1630.7	1565.5	1394.9	1248.2	1122.0	780.5	593.8	481.3	406.7	353.3	313.1	281.6	235.4	202.8	132.3
1.70 V	1416.5	1372.5	1234.8	1118.1	1017.7	735.2	571.9	468.4	397.8	346.6	307.8	277.2	232.0	200.1	130.8
1.75 V	1188.6	1179.7	1068.6	976.9	898.0	672.1	535.0	445.1	381.7	334.7	298.4	269.5	226.4	195.7	128.5
1.80 V	960.5	955.9	897.1	826.7	766.3	591.9	481.8	407.1	353.1	312.3	280.4	254.6	215.6	187.4	124.3
1.83 V	820.6	811.4	792.5	732.8	682.2	535.9	442.0	377.0	329.2	292.7	263.9	240.5	204.7	178.7	119.7
1.85 V	732.8	729.5	717.8	669.4	624.7	495.5	412.2	353.8	310.4	277.0	250.4	228.7	195.5	171.0	115.5
1.87 V	637.8	633.0	625.0	604.8	565.9	453.1	379.8	327.9	289.1	259.0	234.8	215.0	184.5	161.9	110.1
1.90 V	506.0	504.1	494.8	488.7	475.9	385.8	326.8	284.5	252.6	227.5	207.3	190.6	164.5	145.1	100.0

Constant Power Discharge in W/cell (at 20°C)

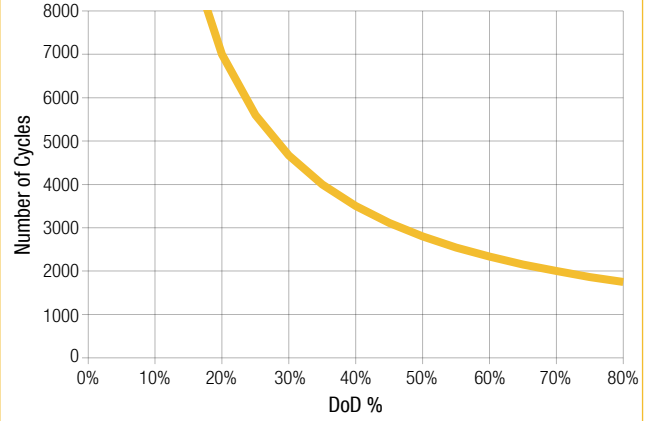
End Voltage (V/cell)	Discharge Time														
	10min	15min	30min	45min	1h	2h	3h	4h	5h	6h	7h	8h	10h	12h	20h
1.60 V	2894.8	2779.1	2476.4	2216.6	1995.7	1403.4	1081.5	885.9	754.5	659.5	587.2	530.2	445.7	385.7	254.3
1.65 V	2659.6	2557.8	2294.8	2073.3	1882.8	1360.7	1061.5	873.6	745.7	652.6	581.6	525.4	442.0	382.7	252.5
1.70 V	2398.4	2314.4	2089.3	1902.6	1742.7	1293.4	1026.6	852.6	731.2	641.6	572.8	518.1	436.5	378.2	250.0
1.75 V	2078.5	2039.8	1859.2	1704.6	1573.7	1198.6	968.2	814.3	704.3	621.5	556.9	505.1	427.0	370.8	246.1
1.80 V	1722.8	1701.2	1604.9	1481.1	1375.6	1074.2	883.0	752.0	656.4	583.6	526.1	479.4	408.2	356.2	238.7
1.83 V	1509.4	1502.9	1441.3	1333.9	1243.4	984.0	817.7	701.8	616.1	550.1	497.7	454.9	389.1	340.8	230.5
1.85 V	1357.8	1352.2	1313.4	1231.2	1150.4	917.6	767.8	662.4	583.8	522.9	474.2	434.4	372.8	327.3	222.8
1.87 V	1202.5	1197.7	1174.6	1124.2	1052.5	846.2	712.7	618.0	546.9	491.5	446.9	410.2	353.2	311.0	213.2
1.90 V	963.2	959.6	948.8	928.7	898.6	730.4	620.5	541.9	482.4	435.6	397.7	366.3	317.3	280.6	194.6

\* Upower reserves the right to change or revise without notice any information or detail given in this publication.

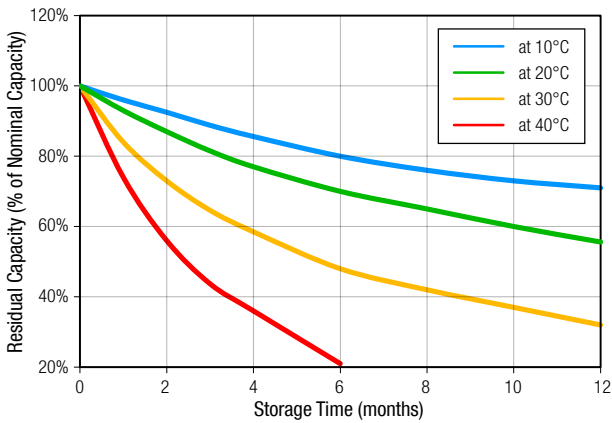
Expected Service Life vs. Operating Temperature



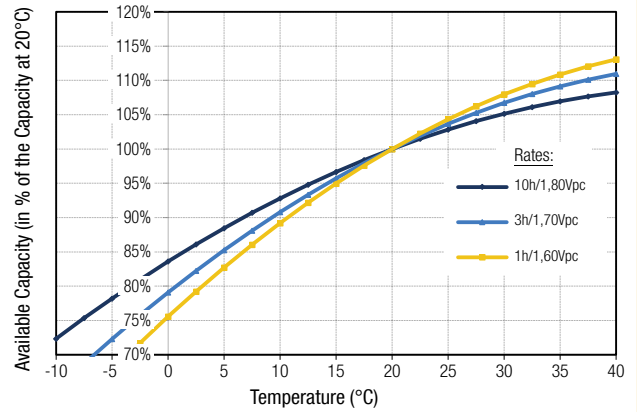
Number of Cycles vs. DOD



Self-Discharge Characteristics



Capacity vs. Temperature



Float Voltage Setting vs. Operating Temperature

